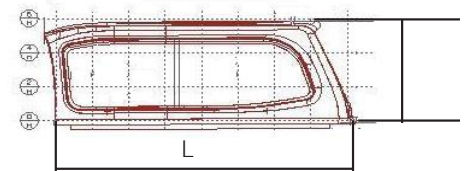
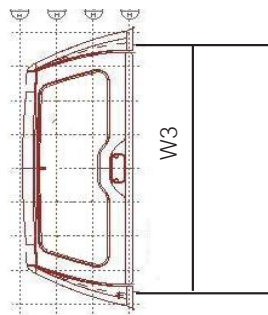
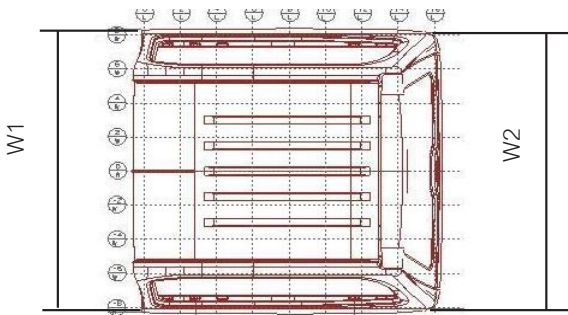




**STEEL
HARDTOPS**

**ISUZU D-MAX RT-50 2012+
SMM V4 EXECUTIVE**



| | |
|-----------------------------|---------------------------------------|
| PRODUCT | SMM V4 EXECUTIVE STEEL HARDTOP |
| MODEL | ISUZU D-MAX RT-50 2012+ |
| WINDOW CONFIGURATION | DUAL LIFT UP WINDOW |
| TUB TYPE | DUAL CAB |

Sammitr Motor Manufacturing PLC
39 Moo 12 Petchkasem Road, Om-noi,
Kratumban, Samuthsakorn 74130, Thailand
Phone: +66 641 318 296
Email: smm_canopies@sammitr.com

www.steelhardtop.eu



STEEL HARDTOPS

ISUZU D-MAX RT-50 2012+ SMM V4 EXECUTIVE

DIMENSIONS - STEEL HARDTOP

| | |
|-------------------------------|---|
| OVERALL LENGTH (L) | 1598mm ± 5mm |
| EXTERNAL WIDTH (FRONT) (W1) | 1691mm ± 5mm |
| EXTERNAL WIDTH (REAR) (W2) | 1593mm ± 5mm |
| INTERNAL WIDTH (REAR) (W3) | 1418mm± 5 |
| OVERALL HEIGHT (W) | 519mm ± 5mm |
| STEEL HARDTOP WEIGHT | 80 kg |
| ROOF RAIL WEIGHT CAPACITY | 100 kg - Standard Rails 150kg - Optional Rails |

TUB DIMENSIONS

| | |
|-----------------------------------|--------|
| DIMENSION TUB (INTERNAL) - LENGTH | 1485mm |
| DIMENSION TUB (INTERNAL) - WIDTH | 1530mm |
| DIMENSION TUB (INTERNAL) - HEIGHT | 465mm |

STRUCTURE

| | |
|------------------------|--|
| EXTERNAL FRAME | GALVANNEALED STEEL Stamped 0.7-0.8 mm |
| INTERNAL FRAME | GALVANNEALED STEEL Stamped 0.7-0.8 mm |
| REINFORCEMENT SECTIONS | GALVANNEALED STEEL Stamped 0.7-1.2 mm |

STANDARD ACCESSORIES: EXTERIOR

| | |
|-----------------------------|--|
| FRONT WINDOW - TYPE | Safety Glass TEMPERED with E-MARK and AS2 |
| FRONT WINDOW - FEATURE | Non-Tinted Glass (GLASS SLIDE WINDOW) |
| FRONT WINDOW - THICKNESS | 4.0 mm |
| SIDE WINDOW - TYPE | Safety Glass TEMPERED with E-MARK and AS2 |
| SIDE WINDOW - FEATURE | TINTED GLASS 60% (GLASS DUAL LIFT WINDOW) |
| SIDE WINDOW - THICKNESS | 4.0 mm |
| BACK DOOR GLASS - TYPE | Safety Glass TEMPERED with E-MARK and AS2 |
| BACK DOOR GLASS - FEATURE | TINTED GLASS 60% |
| BACK DOOR GLASS - DEMISTER | 12 VOLT DC , 15A |
| BACK DOOR GLASS - THICKNESS | 4.0-5.0 mm |

STANDARD ACCESSORIES: INTERIOR

| | |
|--------------------------------|---|
| HEAD LINING - (INTERNAL) | Linning with 8mm Foam |
| HEAD LINING | 2 TONE Linning with Artificial Leather (VINYL) |
| HEAD LINING UPPER | Grey 0.5 mm Thickness. |
| HEAD LINING LOWER | Dark Grey 0.8 mm Thickness |
| ROOM LAMP & AUTO SWITCH | 12 VOLT DC , 10 WATT |
| WINDOW LOCKS | Secure Twin Rotary Door Locks |
| REAR DOOR LOCK SYSTEM | 2 Point Key and Vehicle wired Central Locking |
| REAR DOOR BRAKE LIGHT | LED E-Mark 12 VOLT DC , 2.2 WATT |
| GAS SPRING FOR BACK DOOR - OIL | HYDRULIC OIL SHELL CLAVUS G32 |
| GAS SPRING FOR BACK DOOR - GAS | GAS NITROGEN |

INSTALLATION KIT

| | |
|---------------------------|---|
| MOUNTING CLAMP | ALUMINUM 4 POINT |
| WIRING ELECTRICAL HARNESS | UNIVERSAL FOR CENTRAL LOCKING / DEMISTER / BRAKE LIGHT |
| ROOF RAIL | ALUMINUM / EPOXY COATED |

FEATURES / OPTIONS

| | |
|---------------------------|---|
| DUAL LIFT TINTED WINDOWS | ✓ |
| REAR BRAKE LIGHT | ✓ |
| REAR DOOR CENTRAL LOCKING | ✓ |
| REAR SPOILER | ✓ |
| REAR WINDOW DEMISTER | ✓ |
| ROOF RAILS | ✓ |
| COLOUR CODED PAINT | ✓ |
| FULLY LINED INTERIOR | ✓ |
| AUTOMATIC INTERIOR LIGHT | ✓ |

PAINT

| | |
|----------|----------------------------|
| EDP | "A" 40-50 µm |
| TOP COAT | COLOUR CODED "A" 95-115 µm |